



# Motivate, Innovate and Create



## Great Resources

edStudio:  
**Your CFT Laptop**

Access key: *CFTexplore*

This studio offers advice on how to use your lap top effectively. The studio is filled with cool tips and tutorials.

### **Copy it Right!**

Access key S6681802

This studio outlines your obligations when using other people's media creations, specifically images, videos and audio files in your edTube albums. It will also show you how to search for and use resources that are labelled for reuse under the Creative Commons licences

### **Teaching and Learning with ICT**

Access key:  
*ICTplacemats*

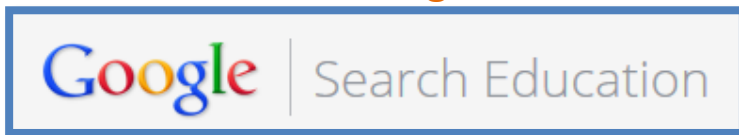
This studio provides support materials for the teaching and learning with ICT placemat series such as video tutorials and blogs.



This Issue:

Inquiring with ICT	p.1
Effective Internet Searching	
Communicating with ICT	p.2
Student Space Blogs	
Creating with ICT	p.3
Creating Digital Comics	
eLearn Focus	p.4
Word Clouds	

## Effective Internet Searching



<http://www.google.com/insidesearch/searcheducation/index.html>

Information available online is rapidly growing, it is critical that students understand how to search the internet effectively to find quality sources appropriate to their task.

This site provides Lesson Plans and video tutorials on how to search Google effectively. The lessons cover the following categories:

- Picking the right search terms
- Understanding search results
- Narrowing a search to get the best results
- Searching for evidence for research tasks
- Evaluating credibility of sources

Here are a few more search options to try:

**Boolify** This site helps students understand how to search the internet by visualizing the process.

**Tag Galaxy** This site is for the teacher only. It provides an image search from flickr and allows you to filter the search. Great to use on an Interactive White Board or projector.

**Wolfram Alpha** This site is a computational knowledge engine which gives you information and data on different topics.

[Click  
here to  
view  
video](#)

[Click  
here](#)

For more Search Engine options see *Ways to search, collect and organise information* Learning Pathway

Access key 8443431



Remember to  
favourite your  
Learning Place  
resources



## Great Resources

Learning Pathways:

### Creative Apps

Access key L82471097

If you use iPads in the classroom or just for your personal use, here is a range of apps which can bring out your creativity and use to create interesting multimodal texts.

### Junior Graphics

Access key L58252993

This learning Pathway was originally designed to assist students using Distance education. Each tutorial explains different concepts of Junior Graphics. There is a Senior Graphics Learning pathway currently being designed.

### Fairytales - Multimodal and Interactive Resources and Ideas

Created by Kristine Kopelke  
Access key L68447448

This pathway contains links to fantastic digital resources, interactive learning objects and multimodal versions of fairytales that teachers can use with their students when exploring fairytales.

## Student Space Blogs

Students have the opportunity to write their own blogs in the Student Space on the learning place.

### Why use blogs?

- Provides an Authentic audience: students can see posts from their class mates or from their peers in the state
- Add and receive feedback: blogs offer a comments section and the end of the post
- Learn appropriate online behaviour
- Builds confidence and ownership
- Provides a reflection tool
- Can be accessed anywhere, anytime
- Builds a sense of community
- Provides a tool for students to
- demonstrate the learning



### When to use Blogs?

- Respond to a question
- Add to a discussion
- Reflect on a topic
- Use as a reflective journal: choose the same time each week for students to reflect on their learning and plan for the next week.
- Use as a digital portfolio
- Share information
- Use as a presentation tool: an alternative for presenting a research task for example.
- To demonstrate understanding

### The art of commenting

One of the powerful aspects of blogs is the commenting function. For many students this is a new process. To avoid one word or social comments, it may be helpful to offer comment starters, such as;

- This made me think about.....
- I also wonder if.....
- I discovered....
- I can relate to this because.....
- I agree because.....

[Click here to view recording of a web conference on Blogging.](#)  
Password: blogging

To learn how to get your students blogging go to the Communicating with ICT learning pathway. It offers tutorial, work flow options and alternatives.

[Click here](#)

Image Attribution:

[www.FreeDigitalPhotos.net](http://www.FreeDigitalPhotos.net)

Access key L66879711



## Software Focus

**Snappy** is a free download which provides a great ebook creating tool. Due to Snappy's easy drag and drop functions it is perfect for younger students.

For more information on Snappy here is a link to a [blog](#) and a link to the [Multimodal Magic studio](#), when you visit this studio just click on the 'Snappy' button..



## Know your Laptop

A cool tool which is now provided with Windows 7 is the **snipping tool**. This tool allows you to take a screen shot of selected areas from your screen. You can save the image, copy and paste or even annotate and highlight areas. To find the snipping tool click on the start button in the bottom right hand corner and type 'snipping' into the search bar.



## Creating Digital Comics

There are now many resources which allow students of any age and ability to create comics. Comics are multimodal texts which have the ability to engage students in learning and higher order thinking.



### Comic Creators

**PowerPoint:** PowerPoint provides callouts in the shapes section which allow you to add speech bubbles.

**edStudio:** With in the Clipart section of edstudio you can add speech bubbles to images.

**Online Comic Creators:** there is a large range of Online comic creators now available. It is best to choose the one which best suit your students needs.

**Photoscape:** This free software allows you to create a page at a time and save the comic as an image.

**Comic Life:** This is a commercial software which allows a free trial. It is a great software for creating comics it is also available as an app.

**Apps:** There are now many apps which allow you to create comics.

[Tap into the world of comics Pathway](#) provides a range of resources for reading and creating comics.

For more ideas view recorded web conference on how to Create comics and more creative ideas .

[Click here](#)



## Graphic Organisers to share and use in studios



This album offers a range of images you can add to edStudio. The image sits on the page and you can then add text and place on top of the graphic organiser. In order for students or staff to add text they must have authoring rights to the page. See this studio for more information: [Introduction to edStudio](#)

**Borders,  
Banners and  
Backgrounds**

This albums provides a range of images to help you create an interesting and creative studio or assist in the organisation on the page.

Beautiful images from places around the state

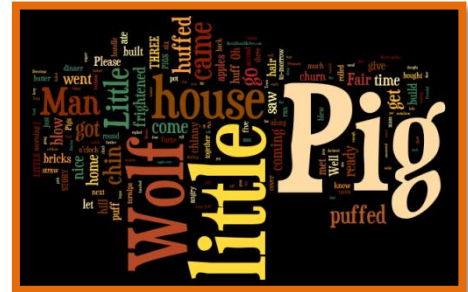
## A small, fluffy white dog, possibly a Maltese or similar breed, is sitting on a green lawn. The dog has a happy expression, with its mouth open and tongue visible. It is wearing a dark collar with a small tag. The background is a soft-focus green lawn.

A great album where students and staff can share an image of their own pet.

A Word cloud is a visual representation to depict key words within a text. The size of the each word represent the amount of times the word is repeated. For example the more times a word is repeated the larger the word becomes.

## Wordle

Wordle is a very popular Word cloud creator. This example was created using the Three Little Pigs text from [Books should be free](#) website. To view a blog with more ideas and a tutorial on how to use wordle [click here](#).




Tagxedo

Tagxedo is also a word cloud creator which you can add into a shape. This can create an interesting design Element to the word cloud.

## Word Sift

This site does not offer the design Element but allows you to research the key words in a text.



- Use in an 'All about me' activity
- Guess the book or song by looking at the key words
- Make a list of personality traits for a character from a book
- Students can review their own writing
- Look for key messages in a speech
- Use curriculum documents
- Use your school vision to find the key words
- Use as a design for a poster or printmaking
- Compare chapters, books or plays by creating a word cloud for each
- Use feedback to look for key points
- Use to decorate documents or edstudio